

AXiA ES

SBP10-16N3(I)(R)(S) & SBP12N2C Series

PEDESTRIAN STACKER

1.0 – 1.6 tonnes

MAXIMISE YOUR STORAGE
MAXIMISE YOUR PRODUCTIVITY

The compact AXiA ES stacker range has the shortest chassis on the market, allowing it to work in extremely narrow aisles so you can get the most out of your storage space.

SPECIFICATIONS

SBP10N3	SBP12N3IR	SBP16N3I
SBP10N3R	SBP14N3	SBP16N3R
SBP12N2C	SBP14N3I	SBP16N3IR
SBP12N3	SBP14N3R	SBP16N3S
SBP12N3I	SBP14N3IR	SBP16N3SR
SBP12N3R	SBP16N3	



WHEN
RELIABILITY IS
EVERYTHING...

AXiA ES

SBP10-16N3(I)(R)(S) & SBP12N2C Series

PEDESTRIAN STACKER

1.0 – 1.6 tonnes



Unaffected by dirt, debris, dust and water thanks to its sealed protective chassis and waterproof components (rated to IP54), AXiA ES will work dependably indoors or out with minimum maintenance.

BRAKES

- **Parking brake**
Automatically activated when necessary for extra safety on ramps.

DRIVE

- **Powerful AC drive motor**
Excellent traction and ramp performance, smooth, quiet, controlled operation, extended shift length and lower maintenance requirements.
- **Sealed transmission**
Shock-resistant, quiet and requires little maintenance.
- **Sensitive Drive System (SDS)**
An intuitive driver-assist system for increased safety. Performance is managed according to steer angle and the velocity of foot and finger controls.



ELECTRICAL AND CONTROL SYSTEMS


- **Li-ion battery**
Fast charging - removing the need for extra batteries. (Option)
- **Battery rollers**
Changing batteries is quicker, easier and safer.
- **Micro-computer**
Includes hour meter, battery indicator and cut out.
- **Programmable controller**
Acceleration, speed and braking can be adjusted to suit the application and operator's preferences.
- **Battery discharge indicator**
Fitted as standard for battery protection and preventing deep discharge.

FORKS AND MAST

- **Robust forks**
Strong welded construction with rounded tips for effortless pallet entry.
- **Tapered forks**
Access to pallets in racks or block stacks is easier, quicker and safer.

FRAME AND BODY

- **High visibility**
Operator has a good view of the fork tips and working area.
- **Sealed chassis**
Internal components are protected against water, dirt, dust and debris, reducing downtime and servicing.
- **Water-resistant design**
Water is kept away from key electrical parts for safety and longer part life.
- **Low centre of gravity**
Operation is safer and more stable.
- **Two linked castor wheels**
In addition to the load wheels for added stability. Increases comfort for the driver and safety for the load.
- **Operate in low temperatures**
Can be used for cold storage applications in temperatures as low as -10 °C with sealed components impervious to condensation.
- **Side stabilisers**
Aids the truck in lifting higher capacities at higher lift heights. (Option)



For more information on AXiA ES please visit our website



mft2.eu/axiaes

AXIA ES

SBP10-16N3(I)(R)(S) & SBP12N2C Series

PEDESTRIAN STACKER

1.0 – 1.6 tonnes

OPERATOR COMPARTMENT AND CONTROLS

- **Choice of two pre-set operating modes (ECO and PRO)**
Enabled via key switch to enhance safety, energy efficiency and productivity.
- **Left-handed or right-handed controls**
The tiller arm's versatile design allows for operation from either side.
- **Low to the ground**
Ground clearance is only 20 mm so there is no risk of foot trapping.
- **PIN-code access**
Stops unauthorised truck use and keeps you aware of who's operating at all times.
- **Ergonomic ErgoSteer tiller head**
Best-in-class, weather-protected and impact-resistant tiller head with large, easy-to-reach buttons placed at a patented ergonomic distance for reduced fatigue and safer operation. IP65 rated.
- **Emergency stop**
Easy and fast stop to power in an emergency.

- **Ergonomic rubber hand grips**
Handles are comfortable and easy to hold.
- **Battery discharge indicator**
Fitted as standard for battery protection and preventing deep discharge.

STEERING SYSTEM

- **Small turning circle**
Combine this with the compact chassis and operation is possible in tight areas allowing for optimised use of warehouse space.

OTHER FEATURES

- **RapidAccess features**
These allow quick and easy entry to all areas for checks and maintenance.




For more information
on AXIA ES please visit
our website





AXIA ES OPTIONAL LI-ION BATTERY SYSTEMS

MAKE YOUR FORKLIFT GO EVEN FURTHER



Tried, tested and proven in the field, lead-acid batteries have been the long-standing choice for companies employing electric lift trucks. However, with long charging times, demanding maintenance requirements, the need for extra batteries, and high risk of operator misuse, day-to-day use can be a challenge.

Fortunately, there's a new battery system on the block: Li-ion from Mitsubishi Forklift Trucks.

Designed to meet your business' demands — including multi-shift (24/7) operations — without the need for spare batteries, our high-performance Li-ion battery system is up to 30% more efficient than lead-acid counterparts. Plus, it's virtually error-proof, thanks to its ultra-low-maintenance design which prevents cell damage.

- **Gas-emission free**
No need for air ventilation.



Li-ion battery option is available in selected regions.
Continuing improvement may lead to changes in these specifications

- **Exceptional high battery and charger efficiency**
State-of-the-art technology delivers up to 30% more power efficiency than lead-acid batteries.
- **Maintenance-free design**
No need for daily checks and water re-fills. This reduces the risk of operators damaging cells and reducing their lifetime. Needs a full charge each week to activate cell balancing.
- **No need for spare batteries or charging room**
You can save both space and costs in multi-shift applications, maximising profitability.
- **Quick charge capabilities**
Just 15 minutes is all your battery needs to keep your truck going for a few more hours. It only takes 1 to 2 hours to fully charge a completely discharged battery.
- **Higher sustained voltage**
This gives more consistent lifting and driving performance — particularly noticeable towards the end of a shift.
- **Multiple safety features**
This includes circuit protection, deep-discharge and overcharge protection, and individual cell temperature and voltage monitoring.
- **On-the-go performance and monitoring**
The system's integrated monitoring system has an easy-to-read display unit.
- **Wide choice of battery and charger capacities**
The most suitable power supply can be matched to the exact requirements of a specific application.



Clean Li-ion batteries are ideal for sensitive environments such as those in the food or packaging industries.

Fully integrated Li-ion battery

Features a sophisticated CANbus communication and an automatic ON/OFF synchronization between battery and truck. Battery level, notifications and alarms are integrated into the truck display, to secure clear and easy overview for the truck operator.

For more information on Li-ion please visit our website



mft2.eu/ion

VDI - PERFORMANCE & DIMENSIONS

CHARACTERISTICS			Mitsubishi Forklift Trucks	Mitsubishi Forklift Trucks	Mitsubishi Forklift Trucks	Mitsubishi Forklift Trucks	Mitsubishi Forklift Trucks
1.1	Manufacturer		SBP10N3	SBP12N2C	SBP12N3	SBP14N3	SBP16N3
1.2	Manufacturer's model designation		Battery	Battery	Battery	Battery	Battery
1.3	Power source		Pedestrian	Pedestrian	Pedestrian	Pedestrian	Pedestrian
1.4	Operator type						
1.5	Load capacity	Q kg	1000	1250	1200	1400	1600
1.6	Load center distance	c mm	600	600	600	600	600
1.8	Load wheel axle to fork face (forks lowered)	x mm	700	950	750	750	750
1.9	Wheelbase	y mm	1215	1473	1330	1330	1330
WEIGHT							
2.1b	Truck weight without load, with maximum battery weight	kg	730	775	1020	1020	1020
2.2	Axle loadings with nominal load & maximum battery weight, drive / load side	kg	612 / 1128	875 / 1150	810 / 1410	845 / 1580	870 / 1755
2.3	Axle loadings without load & with maximum battery weight, drive / load side	kg	534 / 196	575 / 200	730 / 295	730 / 295	730 / 295
WHEELS, DRIVE TRAIN							
3.1	Tyres: PT = Power Thane, Vul = Vulkollan, P = Polyurethane, N = Nylon, R = Rubber drive / load side		Vul / Vul	Vul / Vul	Vul / Vul	Vul / Vul	Vul / Vul
3.2	Tyre dimensions, drive side	mm	230 x 70	230 x 70	230 x 70	230 x 70	230 x 70
3.3	Tyre dimensions, load side	ø mm	85 x 90	85 x 99	85 x 90	85 x 75	85 x 75
3.4	Castor wheel dimensions (diameter x width)	mm	125 x 60	140 x 60	125 x 60	125 x 60	125 x 60
3.5	Number of wheels, load / drive side (x = driven)		1 + 1x / 2	1 + 1x / 2	1 + 1x / 2	1 + 1x / 4	1 + 1x / 4
3.6	Track width (center of tyres), drive side	b10 mm	515	382	515	515	515
3.7	Track width (center of tyres), load side	b11 mm	385	355	385	385	385
DIMENSIONS							
4.2b	Height	h1 mm	see tables	1400 / 1550	see tables	see tables	see tables
4.3	Free lift	h2 mm	see tables	see tables	see tables	see tables	see tables
4.4	Lift height	h3 mm	see tables	1700 / 2000	see tables	see tables	see tables
4.5	Height with mast extended	h4 mm	see tables	2145 / 2445	see tables	see tables	see tables
4.6	Initial lift	h5 mm	-	-	-	-	-
4.9	Height of tiller arm / steering console (min./max.)	h14 mm	865 / 1420	913 / 1368	865 / 1420	865 / 1420	865 / 1420
4.15	Fork height, fully lowered	h13 mm	90	90	90	90	90
4.19	Overall length	l1 mm	1835	1877	1900 ¹⁾	1900	1900
4.20	Length to fork face	l2 mm	685	677	750 ¹⁾	750	750
4.21	Overall width	b1/b2 mm	800	660	800	800	800
4.22	Fork dimensions (thickness, width, length)	s / e / l mm	56 / 186 / 1150	65 / 185 / 1200	56 / 186 / 1150	56 / 186 / 1150	56 / 186 / 1150
4.24	Fork carriage width	b3 mm	750	-	750	750	750
4.25	Outside width over forks (minimum / maximum)	b5 mm	570	540	570	570	570
4.26	Inner width of support legs	b4 mm	-	-	-	-	-
4.32	Ground clearance at center of wheelbase, (forks lowered)	m2 mm	20	25	20	20	20
4.33a	Working aisle width (Ast) with 1000 x 1200 mm pallets, load crosswise	Ast mm	-	NA	-	-	-
4.33b	Working aisle width (Ast3) with 1000 x 1200 mm pallets, load crosswise	Ast3 mm	-	NA	-	-	-
4.33c	Working aisle width (Ast) with 1000 x 1200 mm pallets, load crosswise, platform up/down	Ast mm	2300	-	2445	2445	2445
4.33d	Working aisle width (Ast3) with 1000 x 1200 mm pallets, load crosswise, platform up/down	Ast3 mm	-	-	-	-	-
4.34a	Working aisle width (Ast) with 800 x 1200 mm pallets, load lengthwise	Ast mm	-	2507	-	-	-
4.34b	Working aisle width (Ast3) with 800 x 1200 mm pallets, load lengthwise	Ast3 mm	-	2285	-	-	-
4.34c	Working aisle width (Ast) with 800 x 1200 mm pallets, load lengthwise, platform up/down	Ast mm	2230	-	2374	2374	2374
4.34d	Working aisle width (Ast3) with 800 x 1200 mm pallets, load lengthwise, platform up/down	Ast3 mm	-	-	-	-	-
4.35	Turning radius	Wa mm	1458	1835	1572	1572	1572
PERFORMANCE							
5.1	Travel speed, with / without load	km / h	6.0 / 6.0	5.7 / 6	6.0 / 6.0	6.0 / 6.0	6.0 / 6.0
5.2	Lifting speed, with / without load	m / s	0.15 / 0.30	0.10 / 0.20	0.16 / 0.33	0.14 / 0.33	0.15 / 0.32
5.3	Lowering speed, with / without load	m / s	0.29 / 0.32	0.11 / 0.12	0.46 / 0.35	0.45 / 0.35	0.48 / 0.34
5.7	Gradeability, with / without load	%	-	7 / 19	-	-	-
5.8	Maximum gradeability with / without load	%	8 / 15	-	8 / 15	8 / 15	8 / 15
5.9	Acceleration time (10 metres) with / without load	s	-	7.60 / 6.76	-	-	-
5.10	Service brakes (mechanical / hydraulic / electric / pneumatic)		Electric	Electric	Electric	Electric	Electric
ELECTRIC MOTORS							
6.1	Drive motor capacity (60 min. short duty)	kW	1.0	1.3	1.0	1.0	1.0
6.2	Lift motor output at 15% duty factor	kW	2.2	2.35	2.2	2.2	3.2
6.4	Battery voltage/capacity at 5-hour discharge	V/Ah	24 / 150	24 / 150-230	24 / 250	24 / 250	24 / 250 - 375
6.5	Battery weight	kg	150	140 - 215	210	210	210
MISCELLANEOUS							
8.1	Type of drive control		Stepless	Stepless	Stepless	Stepless	Stepless
10.7	Level of noise at the ear level of the driver according to EN 12 053:2001 and EN ISO 4871 in work LpAZ	dB(A)	65	74.6 +/- 0.7	64	-	-
10.7.2	Whole-body vibration (EN 13 059:2002)		-	-	-	-	-
10.7.3	Hand-arm vibration (EN 13 059:2002)		< 2.5	-	< 2.5	< 2.5	< 2.5

1) -64 mm with 150 Ah battery

Continuing improvement may lead to changes in these specifications

AXIA ES

SBP10 - 16N3/12N2C Series

PEDESTRIAN AND COMPACT STACKER

1.0 - 1.6 tonnes



SBP10-16N3



SBP12N2C

VDI - PERFORMANCE & DIMENSIONS

CHARACTERISTICS						
1.1	Manufacturer			Mitsubishi Forklift Trucks	Mitsubishi Forklift Trucks	Mitsubishi Forklift Trucks
1.2	Manufacturer's model designation			SBP12N3I	SBP14N3I	SBP16N3I
1.3	Power source			Battery	Battery	Battery
1.4	Operator type			Pedestrian	Pedestrian	Pedestrian
1.5	Load capacity	Q	kg	1200	1400	1600
1.6	Load center distance	c	mm	600	600	600
1.8	Load wheel axle to fork face (forks lowered)	x	mm	925	925	925
1.9	Wheelbase	y	mm	1610	1610	1610
WEIGHT						
2.1b	Truck weight without load, with maximum battery weight		kg	1095	1095	1095
2.2	Axle loadings with nominal load & maximum battery weight, drive / load side		kg	1060 / 1230	1105 / 1390	1145 / 1545
2.3	Axle loadings without load & with maximum battery weight, drive / load side		kg	780 / 315	780 / 312	780 / 312
WHEELS, DRIVE TRAIN						
3.1	Tyres: PT = Power Thane, Vul = Vulkollan, P = Polyurethane, N = Nylon, R = Rubber drive / load side			Vul / Vul	Vul / Vul	Vul / Vul
3.2	Tyre dimensions, drive side		mm	230 x 70	230 x 70	230 x 70
3.3	Tyre dimensions, load side	ø	mm	85 x 90	85 x 75	85 x 75
3.4	Castor wheel dimensions (diameter x width)		mm	125 x 60	125 x 60	125 x 60
3.5	Number of wheels, load / drive side (x = driven)			1 + 1x / 2	1 + 1x / 4	1 + 1x / 4
3.6	Track width (center of tyres), drive side	b10	mm	515	515	515
3.7	Track width (center of tyres), load side	b11	mm	385	385	385
DIMENSIONS						
4.2b	Height	h1	mm	see tables	see tables	see tables
4.3	Free lift	h2	mm	see tables	see tables	see tables
4.4	Lift height	h3	mm	see tables	see tables	see tables
4.5	Height with mast extended	h4	mm	see tables	see tables	see tables
4.6	Initial lift	h5	mm	200	200	200
4.9	Height of tiller arm / steering console (min./max.)	h14	mm	865 / 1420	865 / 1420	865 / 1420
4.15	Fork height, fully lowered	h13	mm	90	90	90
4.19	Overall length	l1	mm	2010 ¹⁾	2010	2010
4.20	Length to fork face	l2	mm	855 ¹⁾	855	855
4.21	Overall width	b1/b2	mm	800	800	800
4.22	Fork dimensions (thickness, width, length)	s / e / l	mm	56 / 186 / 1150	56 / 186 / 1150	56 / 186 / 1150
4.24	Fork carriage width	b3	mm	750	750	750
4.25	Outside width over forks (minimum / maximum)	b5	mm	570	570	570
4.26	Inner width of support legs	b4	mm	-	-	-
4.32	Ground clearance at center of wheelbase, (forks lowered)	m2	mm	20	20	20
4.33a	Working aisle width (Ast) with 1000 x 1200 mm pallets, load crosswise	Ast	mm			
4.33b	Working aisle width (Ast) with 1000 x 1200 mm pallets, load crosswise	Ast3	mm			
4.33c	Working aisle width (Ast) with 1000 x 1200 mm pallets, load crosswise, platform up/down	Ast	mm	2619	2619	2619
4.33d	Working aisle width (Ast3) with 1000 x 1200 mm pallets, load crosswise, platform up/down	Ast3	mm			
4.34a	Working aisle width (Ast) with 800 x 1200 mm pallets, load lengthwise	Ast	mm			
4.34b	Working aisle width (Ast3) with 800 x 1200 mm pallets, load lengthwise	Ast3	mm			
4.34c	Working aisle width (Ast) with 800 x 1200 mm pallets, load lengthwise, platform up/down	Ast	mm	2533	2533	2533
4.34d	Working aisle width (Ast3) with 800 x 1200 mm pallets, load lengthwise, platform up/down	Ast3	mm			
4.35	Turning radius	Wa	mm	1848	1848	1848
PERFORMANCE						
5.1	Travel speed, with / without load		km / h	6.0 / 6.0	6.0 / 6.0	6.0 / 6.0
5.2	Lifting speed, with / without load		m / s	0.16 / 0.33	0.14 / 0.33	0.15 / 0.32
5.3	Lowering speed, with / without load		m / s	0.46 / 0.35	0.45 / 0.35	0.43 / 0.34
5.7	Gradeability, with / without load		%			
5.8	Maximum gradeability with / without load		%	8 / 15	8 / 15	8 / 15
5.9	Acceleration time (10 metres) with / without load		s			
5.10	Service brakes (mechanical / hydraulic / electric / pneumatic)			Electric	Electric	Electric
ELECTRIC MOTORS						
6.1	Drive motor capacity (60 min. short duty)		kW	1.0	1.0	1.0
6.2	Lift motor output at 15% duty factor		kW	2.2	2.2	3.2
6.4	Battery voltage/capacity at 5-hour discharge		V/Ah	24 / 250	24 / 250	24 / 250 - 375
6.5	Battery weight		kg	210	210	210
MISCELLANEOUS						
8.1	Type of drive control			Stepless	Stepless	Stepless
10.7	Level of noise at the ear level of the driver according to EN 12 053:2001 and EN ISO 4871 in work LpAZ		dB(A)	64		
10.7.2	Whole-body vibration (EN 13 059:2002)			-	-	-
10.7.3	Hand-arm vibration (EN 13 059:2002)			< 2.5	< 2.5	< 2.5

1) -64 mm with 150 Ah battery

AXIA ES

SBP12 - 16N3I Series

PEDESTRIAN STACKER WITH INITIAL LIFT

1.2 - 1.6 tonnes



SBP14N3I

VDI - PERFORMANCE & DIMENSIONS

CHARACTERISTICS							
1.1	Manufacturer		Mitsubishi Forklift Trucks	Mitsubishi Forklift Trucks	Mitsubishi Forklift Trucks	Mitsubishi Forklift Trucks	
1.2	Manufacturer's model designation		SBP10N3R	SBP12N3R	SBP14N3R	SBP16N3R	
1.3	Power source		Battery	Battery	Battery	Battery	
1.4	Operator type		Pedestrian / Stand-on	Pedestrian / Stand-on	Pedestrian / Stand-on	Pedestrian / Stand-on	
1.5	Load capacity	Q	kg	1000	1200	1400	1600
1.6	Load center distance	c	mm	600	600	600	600
1.8	Load wheel axle to fork face (forks lowered)	x	mm	700	750	750	750
1.9	Wheelbase	y	mm	1215	1330	1330	1330
WEIGHT							
2.1b	Truck weight without load, with maximum battery weight		kg	860	1100	1100	1100
2.2	Axle loadings with nominal load & maximum battery weight, drive / load side		kg	715 / 1155	840 / 1400	860 / 1580	990 / 1795
2.3	Axle loadings without load & with maximum battery weight, drive / load side		kg	640 / 220	860 / 320	740 / 295	860 / 320
WHEELS, DRIVE TRAIN							
3.1	Tyres: PT = Power Thane, Vul = Vulkollan, P = Polyurethane, N = Nylon, R = Rubber drive / load side			Vul / Vul	Vul / Vul	Vul / Vul	Vul / Vul
3.2	Tyre dimensions, drive side		mm	230 x 70	230 x 70	230 x 70	230 x 70
3.3	Tyre dimensions, load side	ø	mm	85 x 90	85 x 90	85 x 75	85 x 75
3.4	Castor wheel dimensions (diameter x width)		mm	125 x 60	125 x 60	125 x 60	125 x 60
3.5	Number of wheels, load / drive side (x = driven)			1 + 1 x / 2	1 + 1 x / 2	1 + 1 x / 4	1 + 1 x / 4
3.6	Track width (center of tyres), drive side	b10	mm	515	515	515	515
3.7	Track width (center of tyres), load side	b11	mm	385	385	385	385
DIMENSIONS							
4.2b	Height	h1	mm	see tables	see tables	see tables	see tables
4.3	Free lift	h2	mm	see tables	see tables	see tables	see tables
4.4	Lift height	h3	mm	see tables	see tables	see tables	see tables
4.5	Height with mast extended	h4	mm	see tables	see tables	see tables	see tables
4.6	Initial lift	h5	mm	-	-	-	-
4.9	Height of tiller arm / steering console (min./max.)	h14	mm	1155 / 1550	1155 / 1550	1155 / 1550	1155 / 1550
4.15	Fork height, fully lowered	h13	mm	90	90	90	90
4.19	Overall length	l1	mm	1955 / 2435	2020 / 2500	2020 / 2500	2020 / 2500
4.20	Length to fork face	l2	mm	805 / 1285	870 / 1350	870 / 1350	870 / 1350
4.21	Overall width	b1/b2	mm	800	800	800	800
4.22	Fork dimensions (thickness, width, length)	s / e / l	mm	56 / 186 / 1150	56 / 186 / 1150	56 / 186 / 1150	56 / 186 / 1150
4.24	Fork carriage width	b3	mm	750	750	750	750
4.25	Outside width over forks (minimum / maximum)	b5	mm	570	570	570	570
4.26	Inner width of support legs	b4	mm	-	-	-	-
4.32	Ground clearance at center of wheelbase, (forks lowered)	m2	mm	20	20	20	20
4.33a	Working aisle width (Ast) with 1000 x 1200 mm pallets, load crosswise	Ast	mm				
4.33b	Working aisle width (Ast) with 1000 x 1200 mm pallets, load crosswise	Ast3	mm				
4.33c	Working aisle width (Ast) with 1000 x 1200 mm pallets, load crosswise, platform up/down	Ast	mm	2420 / 2900	2550 / 3050	2550 / 3050	2550 / 3050
4.33d	Working aisle width (Ast3) with 1000 x 1200 mm pallets, load crosswise, platform up/down	Ast3	mm				
4.34a	Working aisle width (Ast) with 800 x 1200 mm pallets, load lengthwise	Ast	mm				
4.34b	Working aisle width (Ast3) with 800 x 1200 mm pallets, load lengthwise	Ast3	mm				
4.34c	Working aisle width (Ast) with 800 x 1200 mm pallets, load lengthwise, platform up/down	Ast	mm	2350 / 2830	2660 / 2980	2660 / 2980	2660 / 2980
4.34d	Working aisle width (Ast3) with 800 x 1200 mm pallets, load lengthwise, platform up/down	Ast3	mm				
4.35	Turning radius	Wa	mm	1578 / 2058	1692 / 2172	1692 / 2172	1684 / 2170
PERFORMANCE							
5.1	Travel speed, with / without load		km / h	6.0 / 6.0	6.0 / 6.0	6.0 / 6.0	6.0 / 6.0
5.2	Lifting speed, with / without load		m / s	0.15 / 0.30	0.16 / 0.33	0.14 / 0.33	0.15 / 0.32
5.3	Lowering speed, with / without load		m / s	0.29 / 0.32	0.46 / 0.35	0.45 / 0.35	0.43 / 0.34
5.7	Gradeability, with / without load		%				
5.8	Maximum gradeability with / without load		%	8 / 15	8 / 15	8 / 15	8 / 15
5.9	Acceleration time (10 metres) with / without load		s				
5.10	Service brakes (mechanical / hydraulic / electric / pneumatic)			Electric	Electric	Electric	Electric
ELECTRIC MOTORS							
6.1	Drive motor capacity (60 min. short duty)		kW	1.0	1.0	1.0	1.0
6.2	Lift motor output at 15% duty factor		kW	2.2	2.2	2.2	3.2
6.4	Battery voltage/capacity at 5-hour discharge		V/Ah	24 / 150 - 250	24 / 150 - 250	24 / 250	24 / 250 - 375
6.5	Battery weight		kg	150	210	210	210
MISCELLANEOUS							
8.1	Type of drive control			Stepless	Stepless	Stepless	Stepless
10.7	Level of noise at the ear level of the driver according to EN 12 053:2001 and EN ISO 4871 in work LpAZ		dB(A)				
10.7.2	Whole-body vibration (EN 13 059:2002)			0.8	0.8	0.8	0.8
10.7.3	Hand-arm vibration (EN 13 059:2002)			< 2.5	< 2.5	< 2.5	< 2.5

AXIA ES

SBP10 - 16N3R Series

PEDESTRIAN STACKER WITH FOLDING PLATFORM

1.0 - 1.6 tonnes



SBP12N3R

VDI - PERFORMANCE & DIMENSIONS

CHARACTERISTICS				Mitsubishi Forklift Trucks	Mitsubishi Forklift Trucks	Mitsubishi Forklift Trucks
1.1	Manufacturer			SBP12N3IR	SBP14N3IR	SBP16N3IR
1.2	Manufacturer's model designation			Battery	Battery	Battery
1.3	Power source			Pedestrian / Stand-on	Pedestrian / Stand-on	Pedestrian / Stand-on
1.4	Operator type					
1.5	Load capacity	Q	kg	1200	1400	1600
1.6	Load center distance	c	mm	600	600	600
1.8	Load wheel axle to fork face (forks lowered)	x	mm	925	925	925
1.9	Wheelbase	y	mm	1610	1610	1610
WEIGHT						
2.1b	Truck weight without load, with maximum battery weight		kg	1175	1175	1175
2.2	Axle loadings with nominal load & maximum battery weight, drive / load side		kg	1030 / 1350	1115 / 1460	1200 / 1575
2.3	Axle loadings without load & with maximum battery weight, drive / load side		kg	840 / 335	840 / 335	840 / 335
WHEELS, DRIVE TRAIN						
3.1	Tyres: PT = Power Thane, Vul = Vulkollan, P = Polyurethane, N = Nylon, R = Rubber drive / load side			Vul / Vul	Vul / Vul	Vul / Vul
3.2	Tyre dimensions, drive side		mm	230 x 70	230 x 70	230 x 70
3.3	Tyre dimensions, load side	ø	mm	85 x 90	85 x 75	85 x 75
3.4	Castor wheel dimensions (diameter x width)		mm	125 x 60	125 x 60	125 x 60
3.5	Number of wheels, load / drive side (x = driven)			1 + 1 x / 2	1 + 1 x / 4	1 + 1 x / 4
3.6	Track width (center of tyres), drive side	b10	mm	515	515	515
3.7	Track width (center of tyres), load side	b11	mm	385	385	385
DIMENSIONS						
4.2b	Height	h1	mm	see tables	see tables	see tables
4.3	Free lift	h2	mm	see tables	see tables	see tables
4.4	Lift height	h3	mm	see tables	see tables	see tables
4.5	Height with mast extended	h4	mm	see tables	see tables	see tables
4.6	Initial lift	h5	mm	200	200	200
4.9	Height of tiller arm / steering console (min./max.)	h14	mm	1155 / 1550	1155 / 1550	1155 / 1550
4.15	Fork height, fully lowered	h13	mm	90	90	90
4.19	Overall length	l1	mm	2125 / 2605	2125 / 2605	2125 / 2605
4.20	Length to fork face	l2	mm	975 / 1455	975 / 1455	975 / 1455
4.21	Overall width	b1/b2	mm	800	800	800
4.22	Fork dimensions (thickness, width, length)	s / e / l	mm	56 / 186 / 1150	56 / 186 / 1150	56 / 186 / 1150
4.24	Fork carriage width	b3	mm	750	750	750
4.25	Outside width over forks (minimum / maximum)	b5	mm	570	570	570
4.26	Inner width of support legs	b4	mm	-	-	-
4.32	Ground clearance at center of wheelbase, (forks lowered)	m2	mm	20	20	20
4.33a	Working aisle width (Ast) with 1000 x 1200 mm pallets, load crosswise	Ast	mm			
4.33b	Working aisle width (Ast3) with 1000 x 1200 mm pallets, load crosswise	Ast3	mm			
4.33c	Working aisle width (Ast) with 1000 x 1200 mm pallets, load crosswise, platform up/down	Ast	mm	2743 / 3223	2743 / 3223	2743 / 3223
4.33d	Working aisle width (Ast3) with 1000 x 1200 mm pallets, load crosswise, platform up/down	Ast3	mm			
4.34a	Working aisle width (Ast) with 800 x 1200 mm pallets, load lengthwise	Ast	mm			
4.34b	Working aisle width (Ast3) with 800 x 1200 mm pallets, load lengthwise	Ast3	mm			
4.34c	Working aisle width (Ast) with 800 x 1200 mm pallets, load lengthwise, platform up/down	Ast	mm	2657 / 3137	2657 / 3137	2657 / 3137
4.34d	Working aisle width (Ast3) with 800 x 1200 mm pallets, load lengthwise, platform up/down	Ast3	mm			
4.35	Turning radius	Wa	mm	1972 / 2452	1972 / 2452	1972 / 2452
PERFORMANCE						
5.1	Travel speed, with / without load		km / h	6.0 / 6.0	6.0 / 6.0	6.0 / 6.0
5.2	Lifting speed, with / without load		m / s	0.16 / 0.33	0.14 / 0.33	0.15 / 0.32
5.3	Lowering speed, with / without load		m / s	0.46 / 0.35	0.45 / 0.35	0.43 / 0.34
5.7	Gradeability, with / without load		%			
5.8	Maximum gradeability with / without load		%	8 / 15	8 / 15	8 / 15
5.9	Acceleration time (10 metres) with / without load		s			
5.10	Service brakes (mechanical / hydraulic / electric / pneumatic)			Electric	Electric	Electric
ELECTRIC MOTORS						
6.1	Drive motor capacity (60 min. short duty)		kW	1.0	1.0	1.0
6.2	Lift motor output at 15% duty factor		kW	2.2	2.2	3.2
6.4	Battery voltage/capacity at 5-hour discharge		V/Ah	24 / 150 - 250	24 / 250	24 / 250 - 375
6.5	Battery weight		kg	210	210	210
MISCELLANEOUS						
8.1	Type of drive control			Stepless	Stepless	Stepless
10.7	Level of noise at the ear level of the driver according to EN 12 053:2001 and EN ISO 4871 in work LpAZ		dB(A)			
10.7.2	Whole-body vibration (EN 13 059:2002)			0.8	0.8	0.8
10.7.3	Hand-arm vibration (EN 13 059:2002)			< 2.5	< 2.5	< 2.5

AXIA ES

SBP12 - 16N3IR Series

PEDESTRIAN STACKER WITH INITIAL LIFT AND FOLDING PLATFORM

1.2 - 1.6 tonnes

VDI - PERFORMANCE & DIMENSIONS

CHARACTERISTICS				Mitsubishi Forklift Trucks	Mitsubishi Forklift Trucks
1.1	Manufacturer			SBP16N3S	SBP16N3SR
1.2	Manufacturer's model designation			Battery	Battery
1.3	Power source			Pedestrian	Pedestrian / Stand-on
1.4	Operator type				
1.5	Load capacity	Q	kg	1600	1600
1.6	Load center distance	c	mm	600	600
1.8	Load wheel axle to fork face (forks lowered)	x	mm	750	750
1.9	Wheelbase	y	mm	1395	1395
WEIGHT					
2.1b	Truck weight without load, with maximum battery weight		kg	1288	1440
2.2	Axle loadings with nominal load & maximum battery weight, drive / load side		kg	1045 / 1870	1215 / 1985
2.3	Axle loadings without load & with maximum battery weight, drive / load side		kg	892 / 396	1020 / 420
WHEELS, DRIVE TRAIN					
3.1	Tyres: PT = Power Thane, Vul = Vulkollan, P = Polyurethane, N = Nylon, R = Rubber drive / load side			Vul / Vul	Vul / Vul
3.2	Tyre dimensions, drive side		mm	230 x 70	230 x 70
3.3	Tyre dimensions, load side	ø	mm	85 x 75	85 x 75
3.4	Castor wheel dimensions (diameter x width)		mm	125 x 60	125 x 60
3.5	Number of wheels, load / drive side (x = driven)			1 + 1 x / 4	1 + 1 x / 4
3.6	Track width (center of tyres), drive side	b10	mm	515	515
3.7	Track width (center of tyres), load side	b11	mm	1025-1425	1025-1425
DIMENSIONS					
4.2b	Height	h1	mm	see tables	see tables
4.3	Free lift	h2	mm	see tables	see tables
4.4	Lift height	h3	mm	see tables	see tables
4.5	Height with mast extended	h4	mm	see tables	see tables
4.6	Initial lift	h5	mm	-	-
4.9	Height of tiller arm / steering console (min./max.)	h14	mm	865 / 1420	1155 / 1550
4.15	Fork height, fully lowered	h13	mm	85	85
4.19	Overall length	l1	mm	1965	2085 / 2565
4.20	Length to fork face	l2	mm	815	935 / 1415
4.21	Overall width	b1/b2	mm	800 / 1140 - 1575	800 / 1140 - 1575
4.22	Fork dimensions (thickness, width, length)	s / e / l	mm	40 / 100 / 1150	40 / 100 / 1150
4.24	Fork carriage width	b3	mm	980	980
4.25	Outside width over forks (minimum / maximum)	b5	mm	260-900	260-900
4.26	Inner width of support legs	b4	mm	900-1300	900-1300
4.32	Ground clearance at center of wheelbase, (forks lowered)	m2	mm	20	20
4.33a	Working aisle width (Ast) with 1000 x 1200 mm pallets, load crosswise	Ast	mm		
4.33b	Working aisle width (Ast3) with 1000 x 1200 mm pallets, load crosswise	Ast3	mm		
4.33c	Working aisle width (Ast) with 1000 x 1200 mm pallets, load crosswise, platform up/down	Ast	mm	2580	2690/3170
4.33d	Working aisle width (Ast3) with 1000 x 1200 mm pallets, load crosswise, platform up/down	Ast3	mm		
4.34a	Working aisle width (Ast) with 800 x 1200 mm pallets, load lengthwise	Ast	mm		
4.34b	Working aisle width (Ast3) with 800 x 1200 mm pallets, load lengthwise	Ast3	mm		
4.34c	Working aisle width (Ast) with 800 x 1200 mm pallets, load lengthwise, platform up/down	Ast	mm	2580	2690/3170
4.34d	Working aisle width (Ast3) with 800 x 1200 mm pallets, load lengthwise, platform up/down	Ast3	mm		
4.35	Turning radius	Wa	mm	1637	1757 / 2237
PERFORMANCE					
5.1	Travel speed, with / without load		km / h	6.0 / 6.0	6.0 / 6.0
5.2	Lifting speed, with / without load		m / s	0.15 / 0.32	0.15 / 0.32
5.3	Lowering speed, with / without load		m / s	0.43 / 0.34	0.5 / 0.34
5.7	Gradeability, with / without load		%		
5.8	Maximum gradeability with / without load		%	8 / 15	8 / 15
5.9	Acceleration time (10 metres) with / without load		s		
5.10	Service brakes (mechanical / hydraulic / electric / pneumatic)			Electric	Electric
ELECTRIC MOTORS					
6.1	Drive motor capacity (60 min. short duty)		kW	1.0	1.0
6.2	Lift motor output at 15% duty factor		kW	3.2	3.2
6.4	Battery voltage/capacity at 5-hour discharge		V/Ah	24 / 250 - 375	24 / 250 - 375
6.5	Battery weight		kg	210	210
MISCELLANEOUS					
8.1	Type of drive control			Stepless	Stepless
10.7	Level of noise at the ear level of the driver according to EN 12 053:2001 and EN ISO 4871 in work LpAZ		dB(A)		
10.7.2	Whole-body vibration (EN 13 059:2002)			-	0.8
10.7.3	Hand-arm vibration (EN 13 059:2002)			< 2.5	< 2.5

AXIA ES

SBP16N3S/16N3SR Series

PEDESTRIAN STACKER WITH WIDE STRADDLE AND FOLDING PLATFORM

1.6 tonnes



SBP16N3S

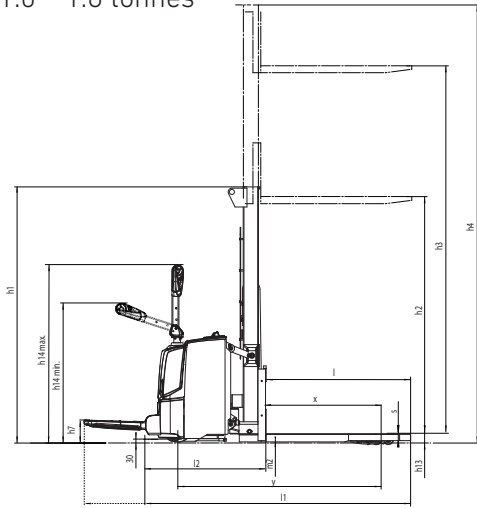
MAST PERFORMANCE AND CAPACITY

AXIA ES

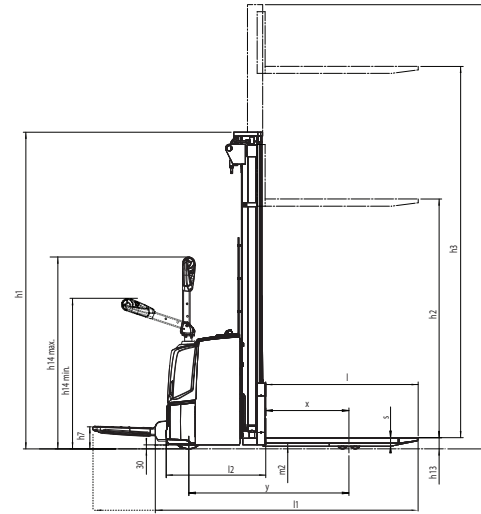
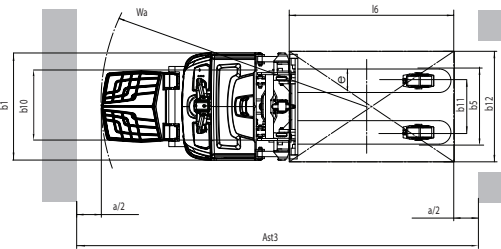
SBP10-16N3 Series

PEDESTRIAN STACKER

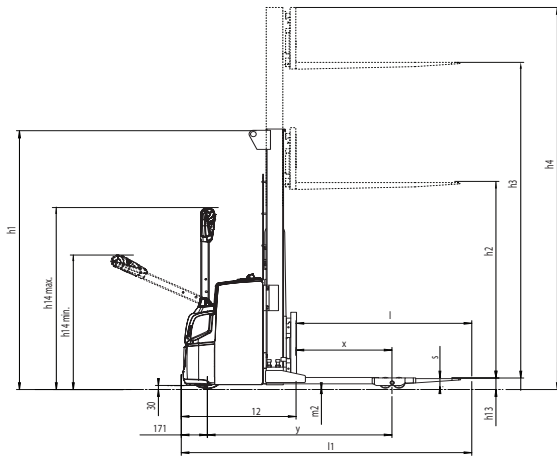
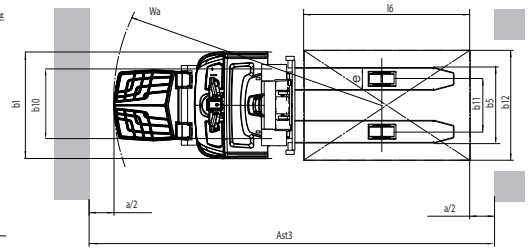
1.0 – 1.6 tonnes



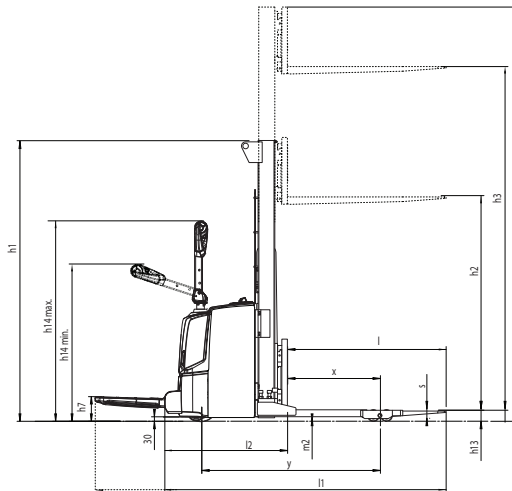
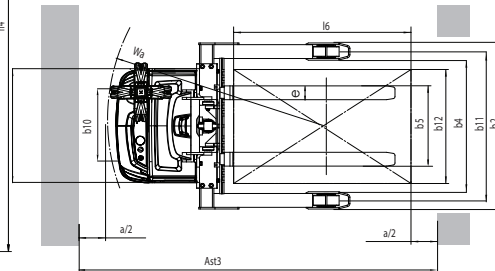
**SBP12 / 14 / 16N3R
INITIAL LIFT
WITH FOLDING PLATFORM**



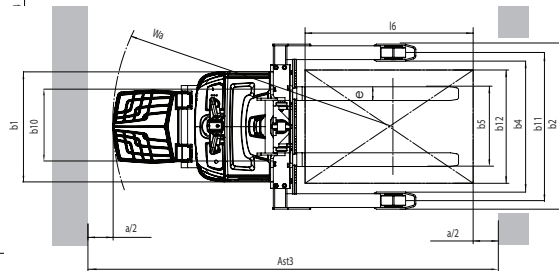
**SBP10 / 12 / 14 / 16N3R
WITH FOLDING PLATFORM**



**SBP16N3S
WIDE STRADDLE**



**SBP16N3SR
WIDE STRADDLE
WITH FOLDING PLATFORM**



- Ast = Working aisle width
- Ast3 = Working aisle width (b12 < 1000 mm)
- Ast = $Wa + \sqrt{(l6 - x)^2 + (b12 / 2)^2} + a$
- Ast3 = $Wa + l6 - x + a$
- Wa = Turning radius
- l6 = Pallet length
- x = Load wheel axle to fork face
- b12 = Pallet width
- a = Safety clearance = 2 x 100 mm

Continuing improvement may lead to changes in these specifications

STANDARD EQUIPMENT & OPTIONS

- = Standard
- (●) = Standard on initial lift models only
- = Option

	SBP10N3(R)	SBP12N2C	SBP12N3(I)	SBP14N3(I)	SBP16N3(I)	SBP12N3(I)R	SBP14N3(I)R	SBP16N3(I)R	SBP16N3S	SBP16N3SR
GENERAL										
Multifunctional display, including hour meter	●	●	●	●	●	●	●	●	●	●
Micro-computer incl. hour meter and battery indicator	-	●	-	-	-	-	-	-	-	-
PIN code login 99 codes	-	●	-	-	-	-	-	-	-	-
PIN code login 4 codes	●	-	●	●	●	●	●	●	●	●
Offset tiller arm	-	●	-	-	-	-	-	-	-	-
Chill store design, down to -10°C, with rust-protected axles	-	●	-	-	-	-	-	-	-	-
Speed regulated lifting and proportional valve for lowering, controlled by rocker switch on tiller head	●	●	●	●	●	●	●	●	●	●
Polyurethane drive wheel	●	●	●	●	●	●	●	●	●	●
Polyurethane drive wheel or rubber	-	●	-	-	-	-	-	-	-	-
Initial lift	-	-	●(●)	●(●)	●(●)	●(●)	●(●)	●(●)	-	-
Single load wheels polyurethane	●	●	●	-	-	-	-	-	-	-
Tandem load wheels polyurethane	●	●	●	●	●	●	●	●	●	●
Adjustable width between straddle load legs; 900mm - 1300mm	-	-	-	-	-	-	-	-	●	●
Sideways battery change (250Ah battery only)	-	-	●	-	-	●	-	-	●	●
Li-ion batteries*	●	●	●	●	●	●	●	●	●	●
ENVIRONMENT										
Cold store design, 0°C to -35°C (0°C to -30°C, SBP12N2C)	●	●	●	●	●	●	●	●	●	●
DRIVE AND LIFT CONTROLS										
Tiller up drive	●	●	●	●	●	●	●	●	●	●
WHEEL OPTIONS										
Polyurethane traction and load wheels	●	●	●	●	●	●	●	●	●	●
Power friction traction wheel	●	●	●	●	●	●	●	●	●	●
Non-marking drive wheel	-	●	-	-	-	-	-	-	-	-
Anti-static drive wheel	-	●	-	-	-	-	-	-	-	-
OTHER OPTIONS										
Speed reduction 0,5km/h above 1000 mm lift, duplex and triplex masts without free lift	-	-	●	●	●	●	●	●	●	●
Speed reduction 0,5km/h above free lift, duplex and triplex masts with free lift	-	-	●	●	●	●	●	●	●	●
Side stabilisers (not on (I) model)	-	-	-	-	●	-	-	●	-	-
Inbuilt charger, 30A	●	-	●	●	●	●	●	●	●	-
Diselectric band	-	●	-	-	-	-	-	-	-	-
Key switch	●	●	●	●	●	●	●	●	●	●
Piezo buzzer instead of standard horn	-	●	-	-	-	-	-	-	-	-
Special RAL colour	●	●	●	●	●	●	●	●	●	●
Load backrest	●	●	●	●	●	●	●	●	●	●
Accessory rack	●	-	●	●	●	●	●	●	●	●
List bracket, A4 size	●	-	●	●	●	●	●	●	●	●
Battery creep	-	●	-	-	-	-	-	-	-	-
Battery level audible warning	-	●	-	-	-	-	-	-	-	-
Service alarm	-	●	-	-	-	-	-	-	-	-
Automatic log off	-	●	-	-	-	-	-	-	-	-
Revert to low speed at log off	-	●	-	-	-	-	-	-	-	-

* Li-ion battery option is available in selected regions.

AXIA ES

SBP10-16N3(I)(R)(S) & SBP12N2C Series

PEDESTRIAN STACKER

1.0 – 1.6 tonnes



Standard tiller head



Side stabilisers



Multifunctional display (SBP12N2C)

WHEN RELIABILITY IS EVERYTHING...



AXIA
THE ALL ROUNDER

With a name that reflects its manoeuvrability, AXIA combines award-winning ergonomics with high performance and low maintenance features to deliver a complete warehouse support package.

Efficient, versatile and durable, AXIA is the perfect choice for every workplace.

Like any product bearing the "MITSUBISHI" name our materials handling equipment benefits from the tremendous heritage, huge resources and cutting-edge technology of one of the world's largest corporations – Mitsubishi Heavy Industries Group.

Engineering spacecraft, jet planes, power plants and more, MHI specialises in those technologies where performance, dependability and superiority decide your success or failure...

So when we promise you quality, reliability and value for money, you know it's a guarantee we have the power to deliver.

That's why every model in our award-winning and comprehensive range of lift trucks and warehouse equipment is built to a high specification – to ensure it keeps working for you. Day after day. Year after year. Whatever the job. Whatever the conditions.

YOU'LL NEVER WORK ALONE

As your local authorised dealer, we are here to keep your trucks working – through our extensive experience, our technical excellence and our commitment to customer care.

We are your local experts, backed by efficient channels to the entire organisation of Mitsubishi Forklift Trucks.

No matter where you are, we are close by – with the capability to meet your needs.

Discover how Mitsubishi Forklift Trucks give you more from your local authorised dealer or when you visit our website www.mitforklift.com

Performance specifications may vary depending on standard manufacturing tolerances, vehicle condition, types of tyres, floor or surface conditions, applications or operating environment. Trucks may be shown with non-standard options. Specific performance requirements and locally available configurations should be discussed with your distributor of Mitsubishi forklift trucks. We follow a policy of continual product improvement. For this reason, some materials, options and specifications could change without notice.

info@mitforklift.com

WESM2239 (08/22) © 2022 MLE



Mitsubishi Logisnext Europe B.V.
Hefbrugweg 77, 1332 AM Almere
The Netherlands
Tel: +31 (0)36 5494 411



mft2.eu/fb



mft2.eu/apps



mft2.eu/youtube



mft2.eu/facebook

 **MITSUBISHI
FORKLIFT TRUCKS**